

Series: WHAT'S YOUR STORY

LESSON 1—Zacchaeus

Bible Reference: Luke 19:1-10

Key Verse: 2 Timothy 1:7-8—For God didn't give us a spirit of fear, but of power, love, and self-control. Therefore don't be ashamed of the testimony of our Lord...

LESSON 2—MATTHEW

Bible Reference: Matthew 9:9-13

Key Verse: Revelation 12:11—They overcame him because of the Lamb's blood, and because of the word of their testimony. They didn't love their life, even to death.

LESSON 3—THE RICH RULER

Bible Reference: Matthew 20:29-34; Mark 10:17-22

Key Verse: 2 Timothy 1:7-8—For God didn't give us a spirit of fear, but of power, love, and self-control. Therefore don't be ashamed of the testimony of our Lord...

SERIES: WHAT'S YOUR STORY
LESSON 1—Zacchaeus

Bible Reference: Luke 19:1-10

Key Verse: 2 Timothy 1:7-8—For God didn't give us a spirit of fear, but of power, love, and self-control. Therefore don't be ashamed of the testimony of our Lord...

OVERVIEW

- Opening Activity
- Key Verse
- Bible Story
- Small Group Activities

ITEMS NEEDED:

- Signs that say: *Fear, Power, Love, Self-Control*
- Items for your choice of the craft activities.

OPENING ACTIVITY:

Explain to your students that you are going to play a game to help you get to know them better.

SAY:

- If you like to cookies, stand up, but if you had rather eat salty things, like chips, sit down.
- If you like cotton candy stand up, but if you had rather have a milk shake, sit down.
- If you like to drink Coke, stand up, but if you had rather have a Sprite, sit down.
- If you like to sleep in on Saturday mornings, stand up, but if you had rather get up early, sit down.
- If you like to get lots of gifts for your birthday, stand up, but if you had rather have a party with your friends instead, sit down.
- If you like to stay up late at night, stand up, but if you had rather go to bed early, sit down.
- If you like to eat hamburgers, stand up, but if you had rather eat a hotdog, sit down.
- If you like to play sports, stand up, but if you had rather play a video game, sit down.
- If you like to go to school, stand up but if you had rather it be summer all year long, sit down.
- If winter is your favorite time of the year, stand up, but if you like summer better, sit down.
- If you like to get a new pair of shoes, stand up, but if you had rather get a new hat, sit down.

- If Thanksgiving is your favorite holiday, stand up, but if you like Christmas better, sit down.

Now let's get a little harder...

- If you like to eat macaroni and cheese, stand up. If you like to eat peanut butter and jelly sandwiches, sit down. If you like to eat macaroni and cheese on your peanut butter and jelly sandwich, turn in a circle.
- If you like to go to a football game, stand up. If you like to watch a movie, sit down. If you liked to go to a football game to watch a movie, turn in a circle.
- If you like to sing songs, stand up. If you like to go to church, sit down. If you like to sing songs at church while either standing or sitting, turn around.

Everyone have a seat...

ASK: **What is your favorite TV show?** (Let every student answer.)

ASK: **Do you think your life and family would make for a good TV show? Why or why not?** (Take a few answers.)

SAY: You can tell a lot about a person by what they do and watch, but if your life was a TV show, what would people see? Do you think they would get a good picture of what it means to live for Jesus?

SAY: Like in the game, we all make choices and the best choice anyone can make is to give their life to Jesus. If you have given your life to Jesus, then you have a story about how you came to Christ but what kind of story would your life tell about how you follow Him?

KEY VERSE

ASK: **What is a testimony?**

SAY: A testimony is simply a story. It's like witness in court "testifying" about something they saw or heard. Your "salvation" testimony is the story about how you were saved, about how you gave your life to Jesus.

SAY: Listen to my Salvation Testimony

Leader's Salvation Testimony: *Share your salvation testimony about how and when you were saved. This needs to be no longer than a few minutes and the point needs to be focused on how you became aware that you needed Jesus, what you did about it and how you gave your life to Christ. Avoid mixing in ideas of being good or being baptized, things that many people confuse with the real way a person is saved, and stick to your salvation story about how you came to Christ.*

ASK: **Would someone else like to share their salvation testimony about how they came to Christ?** (Take only one or two volunteers. If no one volunteers, that's okay too.)

SAY: Some of you might not have a salvation story because you've never given your life to Jesus and that's okay. Don't be embarrassed if you're not saved yet but realize that Jesus is the only way to be saved and the only way to go to Heaven.

ASK: **What do I mean when I say, “saved”?** **Saved from what?** (Jesus saves us from our sins and the punishment for our sins. He saves us from a life without Him.)

ASK: **How is a person saved?** (People are saved when they trust Jesus as their Lord and Savior; when they call on the name of the Lord and ask Him to forgive them for all their sins.)

SAY: If you haven't been saved and want to know more, please feel free to talk to any of your teachers any time.

SAY: Let's get back to our salvation stories. If you wanted to share your salvation story with someone, what would you start with? I'm going to give you a few choices and tell me which one you think would work best:

- *Start at the beginning when you were born... “I was born at a young age and I was close to my mom when it happened.”*

ASK: **Would this be a good way to start?** (No, because you being born as a baby isn't about you being saved.) **What do you think—yes or no?** (No!)

SAY: What about this?

- *I really like to play baseball. I feel good when I hit a homerun!*

ASK: **Would this be a good way to start?** (No, because what does baseball have to do with when you were saved.) **What do you think—yes or no?** (No!)

SAY: What about this?

- *Share with them what started you thinking about giving your life to Jesus. For example... share what started you to thinking or seeing your need to be saved.*

What do you think—yes or no? (Yes!)

SAY: When you want to share your salvation story with someone else, begin with how you saw your need for Jesus...what started you to thinking about giving your life to Him? Was it something you heard someone say? Was it something that happened at church? Was it something that happened in your family? What started this story?

STORY: There was a college student who shared that he was saved because of a *Star Trek* movie. In an old movie, Captain Kirk makes a statement that there is “no God.” As a teenager, this young man heard this and began to wonder if there really was a God. He began searching for something more in life which led him to learn about Jesus. When he found out about Jesus, he gave his life to Christ and was saved. In his salvation story, he was watching a *Star Trek* movie and it started him to thinking about God and His need for a Savior.

ASK: **Would someone like to share with us what started you to thinking about giving your life to Jesus?** (Choose a few to answer.)

KEY: If you have given your life to Jesus and are saved, then you have a great story to share. Your testimony is powerful, so don't ever be afraid to share it.

Choose four volunteers

Give the first one the sign that says, FEAR.

SAY: The Bible says in 2 Timothy 1:7-8—“For God didn’t give us a spirit of fear...”

Ask the volunteer to tear the FEAR sign into as many pieces as he can in 10 seconds...ready, go!

Choose two more volunteers to join the first volunteer

SAY: The Bible says in 2 Timothy 1:7-8—“For God didn’t give us a spirit of fear, but of power [*give the POWER sign to one of the volunteers*], love [*give the LOVE sign to one of the volunteers*], and self-control [*give the SELF-CONTROL sign to the last volunteer*]. Therefore don’t be ashamed of the testimony of our Lord...”

REPEAT after me: Power...Love...Self-Control!

SAY: God didn’t give us a spirit of fear but of power and love and self-control. Because of this... did you hear what it said...“don’t be ashamed of the testimony of our Lord.” Never be afraid to share the good things that God has done in your life and to live for Jesus every day.

BIBLE LESSON

(Based on Luke 19:1-10)

SAY: We’re going to play the opposite’s game. I’m going to say a word and if you know the opposite of that word, stand up and say it. Then sit back down. I’m looking for who can be the fastest.

Cold (Hot) / Up (Down) / Bright (Dim) / Good (Bad) / True (False) / Life (Death) / Listen (Ignore) / Obey (Disobey) / Go (Stop) / Come (Go) / Throw (Catch) / Truth (Lie) / Born (Die) / Short (Tall)

Choose five volunteers.

Pull up four chairs and help four of these volunteers stand on a chair. Put the fifth person in front of them.

SAY: Let’s say this is a crowd and they’re not standing on chairs, they’re just taller than this person (*NOTE: Be careful not to choose the shortest person in the room for this volunteer. It might be funny to choose the tallest.*)

SAY: Now let’s say that they are looking for something or watching something. Is the short guy going to be able to see?

ASK: **What might he do to see better?** (Stand on a chair; get a ladder; climb a tree.)

SAY: There was a short man that the Bible tells us about and this is his salvation story (the story of how he met Jesus).

ASK: **Does anyone know who I am talking about?** (Zacchaeus)

READ Luke 19:1-10 from your Bible.

ASK: **Who can tell me something about Zacchaeus?** (Take a few answers—He was a tax collector; he was short; he lived in Jericho.)

SAY: Being a tax collector in Jesus' day meant that Zacchaeus was a thief and really bad man but Jesus still cared for him and wanted him to be saved.

ASK: **After spending time with Jesus, how did Zacchaeus change?** (He wanted to make right the things he had done wrong in stealing from others.)

SAY: When people come to Jesus, Jesus changes them from the inside out.

ASK: **If you were going to hear Zacchaeus share his salvation story with someone else, how do you think he might share it?**

SAY: Do you think it might sound something like this:

"One day I heard that Jesus was coming, so I went out to see who He was but there was a crowd and I couldn't see. So I climbed a tree to watch Him as He passed by. He came right towards me and when He came up to the tree, He looked up and told me that He would eat with me. Because I met Jesus, I changed my ways and He told me that salvation had come to my house that day, what about you?"

CHALLENGE: This week I challenge you to share your salvation story with someone in your family. They might already know it, but share it with them anyways. And if you don't have a salvation story because you've never been saved, feel free to talk to any of your leaders. We'd love to show you how Jesus made a way for you to be saved.

Dismiss to Small Groups

SAY: Right now it is time for our small groups, so I'm going to dismiss you one row at a time.

Dismiss rows of chairs to the tables in the rooms. Give them specific directions where to go.

SMALL GROUPS

Craft – Zacchaeus Tree

Younger Option:

Give each student a Tree page (*see this at the end*) and let them add leaves using either markers or finger paint. Then let them color the Jesus and Zacchaeus figures and glue them on the page where they want them. If you have time, let them take turns using the page to tell Zacchaeus' story.

(NOTE: You can also talk about how the leaves change in the fall and how Jesus brings a change to people's lives.)

Older Option:

Use a brown paper bag to create a tree sculpture using the following steps:

Paper Bag Tree

(NOTE: You can also talk about how the leaves change in the fall and how Jesus brings a change to people's lives. If you have time, you could also refer to the "tree" in Psalm 1 and the difference you can see between people who follow Christ and those who don't and the incredible change that happened in Zacchaeus' life.)

Paper Bag Tree

Use a brown paper bag to create a tree sculpture using the following steps (as seen at <http://pikadillycharm.blogspot.com/2011/11/paper-bag-fall-tree.html>).





(NOTE: You can also talk about how the leaves change in the fall and how Jesus brings a change to people's lives. If you have time, you could also refer to the "tree" in Psalm 1 and the difference you can see between people who follow Christ and those who don't and the incredible change that happened in Zaccheus' life.)

Activity - Telling Stories

(NOTE: Use these telling story activities to reinforce to your students that if they are saved, they have a story too—a story that they never need to be afraid to share. You can also use the idea of a story as a springboard to review today’s story or to lead into the discussion questions below.)

Option #1:

(NOTE: These activities will also be in next week’s lesson but can easily be adapted to be done two weeks in a row. Be sure to use these activities to continually remind your students that the story of how they were saved is the greatest story of their lives.)

Since we’re starting a series today on sharing your salvation story, let’s do an activity with storytelling. In a group of 5 to 8, let each leader begin a story. You can use some of the beginning lines below. Then, moving to the person to the leader’s right, the next person can add one more sentence to the story, the next person can add another sentence, etc. As a group you will create what is many times a very funny story because anybody can make anything happen in their one sentence.

Suggestions for opening sentences:

- “I went to the zoo and you’ll never believe what I saw!”
- “I got in the car and my mom started driving to the airport.”
- “I woke up yesterday and there was a gift at the foot of my bed.”
- “I ate three hamburgers yesterday and then my stomach started to rumble.”
- “I was so scared, I ran for my life!”

Have fun by creating your own opening lines...

Option #2:

As a class, let your students choose four numbers below. Then let your group write or create a story that uses these items. Challenge them to create a story that in some way could share something about God. (Our salvation stories share a person story about God but others stories can teach something about Him too.)

- 1-Stinky feet
- 2-A big, red ball
- 3-A fuzzy bunny
- 4-A prickly pickle
- 5-A yellow fog
- 6-A mighty train
- 7-Purple goo
- 8-Old tomatoes
- 9-A new shirt
- 10-A little bitty ship

Discussion Questions

Below are questions that you can discuss with your students before, after or while participating in today’s activity:

- How do you think Zacchaeus felt when he was trying to see Jesus?
- Why do you think Zacchaeus wanted to see Jesus?
- How do you think Zacchaeus might have felt when Jesus looked at him and spoke to him?

SAY: Tax collectors in Jesus's day were bad men because they were Jews who worked for the Romans who had taken over Israel. They were considered to be traitors who had turned against their own people. Then Romans told the tax collectors to collect a certain amount of money but whatever they took above that, they could keep. So the tax collectors took far beyond what they were told and became very rich. For this reason, they were greatly hated, even by the religious leaders who, according to history, taught that God rejoiced when He threw a tax collector into hell.


- How did Jesus' actions challenge what history says these religious leaders taught?
- Are there students in your school that nobody likes? Or maybe students who don't have any friends? How can you show them Jesus' kind of love and care?

Prayer—Take prayer requests and pray with your students.


Younger Craft Option

Color the characters on this page and attach them to the tree on the following page to help you share the story of Zacchaeus with others.

Jesus Character




Zacchaeus Character



NAME _____

**Jesus loved Zaccheus and changed his life.
Luke 19:1-10**



SERIES: WHAT'S YOUR STORY
LESSON 2—MATTHEW

Bible Reference: Matthew 9:9-13

Key Verse: Revelation 12:11—They overcame him because of the Lamb's blood, and because of the word of their testimony. They didn't love their life, even to death.

OVERVIEW

- Opening Activity
- Key Verse
- Bible Story
- Small Group Activities

ITEMS NEEDED:

- Signs that say: *Fear, Power, Love, Self-Control*
- Items for your choice of the craft activities.

OPENING ACTIVITY:

Explain to your students that you are going to play a game to help you get to know them better. Have your group stand up and tell them the following. Keep this fast-paced:

Which had you rather...

- (1) If you had rather play checkers go to the wall on my left.
If you had rather play cards go to the wall on the right.
- (2) If you had rather have a red shirt go to the wall on my left.
If you had rather buy a blue shirt to the wall on the right.
- (3) If you had rather clothes go to the wall on my left.
If you had rather food go to the wall on the right.
- (4) If you had rather have chips and dip go to the wall on my left.
If you had rather have ice cream go to the wall on the right.
- (5) If you had rather eat an apple go to the wall on my left.
If you had rather eat applesauce go to the wall on the right.
- (6) If you had rather have a picture with your friends go to the wall on my left.
If you had rather have a poster of a sport's hero go to the wall on the right.
- (7) If you had rather buy a game go to the wall on my left.
If you had rather buy a book go to the all on the right.
- (8) If you had rather be in Sunday School today go to the wall on my left.
If you had rather be neck deep in a vat full of sumo wrestler sweat go to the wall on the right.

SAY: Everybody freeze. Now on the count of three, as fast as you can, come sit down. 1-2-3, go!

ASK: **What is your favorite dessert?** (Let every student answer.)

ASK: **What is your favorite flavor of ice cream?** (On the count of three, ask all the students to call theirs out at the same time. Then take a few volunteers. After each ask them to raise their hands if they like that ice cream flavor too.)

Review

ASK: **Who can tell me what we talked about last week?** (Zaccheus and how Jesus can change a person's life. We also talked about your salvation story.)

ASK: **What is a salvation testimony or salvation story?** (The story about how a person came to Christ.)

ASK: **Can you share a "testimony" that is not about salvation?** (Yes, giving a testimony simply means that you are sharing something you've experienced. You could share a testimony on how God provided for you or how God protected you or what church means to you, etc. That's why we are calling it your "salvation" testimony because this is your story about how you gave your life to Jesus.)

SAY: If you don't have a salvation story yet, that's okay. We don't want you to feel bad and no one is going to embarrass you but we do want you to think about what might be keeping you from giving your life to Christ.

STORY: There was an 11-year old who attended children's camp. During a conversation over lunch, one of her leaders asked her about when she gave her life to Christ. She replied that she hadn't. He was surprised because she attended church all that time and knew that she knew the Gospel. He asked her why she thought she hadn't been saved yet and she said that she was waiting for the right time. "What do you mean?" he asked. She continued to say that she was waiting for the right signal. "Isn't it supposed to be some great experience like fireworks or with flashing lights or that you hear God's voice or something," she said. He explained that giving your life to Christ is the greatest experience in the world but that it wasn't always something so dramatic. Many times it was simply the decision that you want your life to belong to Christ. You see, this girl was waiting for the wrong thing. She was waiting for some incredible feeling or emotion. After she understood better, she made the decision that day to give her life to Jesus and at that moment God saved her.

SAY: If you've never given your life to Jesus, we want you to think about what you might be waiting for. And if you have any questions about how you can give your life to Jesus, just let us know.

KEY VERSE

ASK: **Who remembers our verse from last week?**

Call up four volunteers to review it.

Give the first one the sign that says, FEAR.

SAY: The Bible says in 2 Timothy 1:7-8—“For God didn’t give us a spirit of fear...”

Ask the volunteer to tear the FEAR sign into as many pieces as he can in 10 seconds...ready, go!

Choose two more volunteers to join the first volunteer

SAY: The Bible says in 2 Timothy 1:7-8—“For God didn’t give us a spirit of fear, but of power [*give the POWER sign to one of the volunteers*], love [*give the LOVE sign to one of the volunteers*], and self-control [*give the SELF-CONTROL sign to the last volunteer*]. Therefore don’t be ashamed of the testimony of our Lord...”

REPEAT after me: Power...Love...Self-Control!

SAY: God didn’t give us a spirit of fear but of power and love and self-control. Because of this... did you hear what it said...“don’t be ashamed of the testimony of our Lord.” Never be afraid to share the good things that God has done in your life and to live for Jesus every day.

SAY: Your testimony is very powerful but before we get to today’s key verse, I have a question...

ASK: **Would someone else like to share their salvation testimony about how they came to Christ?** (Take only one or two volunteers. If no one volunteers, that’s okay too. As a leader, feel free to share your salvation story if you haven’t shared it with your students yet in this series.)

ASK: **Last week we asked you that if you want to share your salvation story with someone, what would you start with?** (Start at the beginning of the story...What started you thinking about getting saved? What caused you to realize your need for Jesus?)

SAY: When you want to share your salvation story with someone else, begin with how you saw your need for Jesus...what started you thinking about giving your life to Him? Was it something you heard someone say? Was it something that happened at church? Was it something that happened in your family? What started this story?

ASK: **What would you share next?**

SAY: Share what comes next in the story...When you realized your need for Jesus, what did you do? Did you talk to someone like your parents or a Sunday School teacher? Did you go talk to someone during an “invitation.” How did you find out about Jesus? Who explained to you how you could be saved?

Use some of the testimonies that have been shared in your class to point this out to your students...You can even use your own salvation story for this (even if they’ve already heard it.) Share what started you thinking about giving your life to Christ and then share with them what you did about it.

KEY: If you have given your life to Jesus and are saved, then you have a great story to share. Your testimony is powerful, so don’t ever be afraid to share it.

SAY: I’m going to share with you today’s key verse. Then I want you to explain it to me:

READ Revelation 12:11—“They overcame him because of the Lamb’s blood, and because of the word of their testimony. They didn’t love their life, even to death.”

Questions

- Who do you think “They” refers to? (The specific believers that this part of the book of Revelation is talking about. These are saved people and events that have not yet happened.)
- Who do you think “him” refers to? (The devil)
- Who is the “Lamb”? (Jesus—By his blood, we are saved.)
- What else helped them to overcome Satan? (the word of their testimony)
- Do you think these believers were ashamed of Jesus? Did they hide their testimony? (No.)
- What else do we know about them? (They didn’t love their life, even to death. This isn’t saying that they didn’t care for themselves but that they cared more for following Jesus than staying alive. They were willing to follow Him, even if it meant dying.)

KEY: If you have given your life to Jesus and are saved, then you have a great story to share. Your testimony is powerful, so don’t ever be afraid to share it.

BIBLE LESSON

(Based on Matthew 9:9-13)

SAY: Today we’re going to look at a Bible character who, according to history, was also willing to follow Jesus, even if it meant that he would die. But today we get to see when this man first meets Jesus and to introduce him, I’m going to give you hints and I want to see if you can guess his name.

HINTS—Who Am I?

- I am a character in the New Testament.
- Some people know me by the name of Levi.
- There is a book in the Bible named after me.
- I was a tax collector (kind of like Zaccheus).
- I was collecting taxes when Jesus called me to follow Him.
- I became one of Jesus’ disciples.
- I wrote one of the Gospels.

SAY: Today we’re talking about Matthew, who wrote the first book of the New Testament, the Gospel of Matthew.

READ Matthew 9:9-13 from your Bible.

Choose four volunteers.

- *Introduce one of the volunteers as MATTHEW. Have him sit in a chair.*

ASK: **When the story begins, what is Matthew doing?** (He is sitting at the tax collector’s booth. These were usually set up at gates for people to pay taxes as they entered.)

-Introduce another of the volunteers as an ISRAELITE (or JEWISH) PERSON.

ASK: How did the people feel about tax collectors? (They hated them. Tax collectors in Jesus's day were bad men because they were Jews who worked for the Romans who had taken over Israel. They were considered to be traitors who had turned against their own people. Then Romans told the tax collectors to collect a certain amount of money but whatever they took above that, they could keep. So the tax collectors took far beyond what they were told and became very rich. For this reason, they were greatly hated.)

Position the ISRAELITE to look mad at Matthew.

- *Introduce another of the volunteers as a RELIGIOUS LEADER.*

ASK: How did the religious leaders feel about tax collectors? (The religious leaders said that God hated tax collectors. Some religious leaders refused even to look at them because they were so "evil." It was even common that they would spit in their direction as a sign of their hate.)

Position the RELIGIOUS LEADER to look away from Matthew.

- *Introduce the final volunteer as JESUS.*

ASK: How did Jesus feel about tax collectors? How did Jesus treat Zaccheus last week? (By the way, the situation with Matthew happened long before Jesus met Zaccheus. In fact, when Jesus met Zaccheus, Matthew would have been one of the disciples traveling with Him. Can you imagine the common bond those two men might have shared?)

SAY: Jesus loves everyone. It doesn't matter how bad they've been, there's nothing Jesus can't forgive and He is willing to save anyone who comes and gives his life to Him.

ASK: What did Jesus say to Matthew? ("Follow me.")

ASK: What did Matthew do? (He left everything and followed Jesus.)

ASK: What can we learn from this story? (How Jesus loves everyone; How someone can follow Christ, no matter what; that God has plans for everyone; etc.)

ASK: If you were going to hear Matthew share his story with someone else, how do you think he might share it?

SAY: Do you think it might sound something like this:

"I had heard about Jesus but one day while I was sitting at the tax booth, He came over to me. He didn't look away like so many of the other religious leaders did. Instead he spoke to me—two simple words. "Follow me," he said. So I got up, left everything and followed Him."

SAY: Matthew became one of Jesus' twelve disciples but after Jesus' resurrection the Bible doesn't tell us the rest of Matthew's story. History, however, gives us some hints of what happened. It is said that Matthew wrote his Gospel about thirty to forty years after Jesus' resurrection and that at the end of his life Matthew traveled to Ethiopia in Africa to share the Gospel where he was killed with a lance for preaching about Christ. He was not afraid to share the story of Christ and he lived for Jesus to the end of his days.

CHALLENGE REPORT: Last week I challenged you to share your testimony with someone in your family. Does anyone want to share about what they did or with whom they shared?

CHALLENGE: This week I challenge you to ask someone in your family to share their salvation story with you. You might already know it, but ask them to share it with you anyway. And if they don't have a salvation story because they've never been saved, feel free to tell them how you know for sure that you're going to Heaven.

Dismiss to Small Groups

SAY: Right now it is time for our small groups, so I'm going to dismiss you one row at a time.

Dismiss rows of chairs to the tables in the rooms. Give them specific directions where to go.

SMALL GROUPS

Craft – Tissue Paper Fun Cross

SAY: Use the following steps to make a fun cross to remind us to never be ashamed of our stories about Jesus:

- Cut out a cross from cardstock paper. (*See the last page of this lesson for a sample pattern*).
- Poke holes in the cross.
- Push tissue paper into the holes to create a flower-kind of effect.
- Continue this until only the tissue paper is seen and the cardstock cross is hidden.
- Attached a ribbon to the back and hang your craft in a visible place at home. When you look at it, remember that you can share with others stories of what God can do.



Activity - Telling Stories

(NOTE: These activities were in last week's lesson as well but can easily be adapted to be done again. Be sure to use these activities to continually remind your students that the story of how they were saved is the greatest story of their lives.)

Option #1:

Since we're starting series today on sharing your salvation story, let's do an activity with storytelling. In a group of 5 to 8, let each leader begin a story. You can use some of the beginning lines below. Then, moving to the person to the leader's right, the next person can add one more sentence to the story, the next person can add another sentence, etc. As a group you will create what is many times a very funny story because anybody can make anything happen in their one sentence.

Suggestions for opening sentences:

- "I went to the zoo and you'll never believe what I saw!"
- "I got in the car and my mom started driving to the airport."
- "I woke up yesterday and there was a gift at the foot of my bed."
- "I ate three hamburgers yesterday and then my stomach started to rumble."
- "I was so scared, I ran for my life!"

Have fun by creating your own opening lines...

Option #2:

As a class, let your students choose four numbers below. Then let your group write or create a story that uses these items. Challenge them to create a story that in some way could share something about God. (Our salvation stories share a personal story about God but other stories can teach something about Him too.)

- 1-Stinky feet
- 2-A big, red ball
- 3-A fuzzy bunny
- 4-A prickly pickle
- 5-A yellow fog
- 6-A mighty train
- 7-Purple goo
- 8-Old tomatoes
- 9-A new shirt
- 10-A little bitty ship

Additional Activity—*Follow the Leader*

When Jesus called, Matthew followed Him. Play *Follow the Leader* with your class to find out how well they can follow.

Choose a volunteer to be the leader. Change leaders every 30 seconds. You'll want to keep this moving fast. Depending on the size of your class, you will either need to tell them that everyone will get to be the leader or that only a few will get to do it.

For Variation: Play the game in one big, long line.
Then split them into teams and play the game in smaller groups.

DISCUSSION

SAY: Just like the game, when you follow someone you do what they do and you say what they say. When you follow Jesus, you do what He did and say things that agree with what He said.

Discussion Questions

Below are questions that you can discuss with your students before, after or while participating in today's activity:

- How do you think Matthew felt when Jesus spoke to him?
- Why do you think Matthew immediately followed Jesus?
- How would Matthew's life have been different if he had not followed Jesus?
- How did Jesus' actions challenge the actions of the religious leaders?
- We didn't talk a lot about this today but at the end of the story of Matthew, who remembers what Jesus said when the Pharisees (a group of religious leaders) complained that that Jesus was eating with tax collectors and sinners? ("It is not the healthy that need a doctor but the sick...I have not come to call the righteous, but sinners.") What does this mean?

Prayer—Take prayer requests and pray with your students.



Pattern for the Tissue Paper Fun Cross Craft

SERIES: WHAT'S YOUR STORY
LESSON 3—THE RICH RULER

Bible Reference: Matthew 20:29-34; Mark 10:17-22

Key Verse: 2 Timothy 1:7-8—For God didn't give us a spirit of fear, but of power, love, and self-control. Therefore don't be ashamed of the testimony of our Lord...

OVERVIEW

- Opening Activity
- Bible Story
- Testimony Training
- Key Verse
- Small Group Activities

(NOTE: We are using a different order today.)

ITEMS NEEDED:

- Signs that say: *Fear, Power, Love, Self-Control*
- Items for your choice of the craft activities.

OPENING ACTIVITY:

Tell your group that you are going to give them a series of timed challenges. You will tell them what to do and then when you say, "Go" the timer will begin. (NOTE: If you have a really large group, divide them into boys vs. girls.)

SAY: Stand up and close your eyes.

Challenge #1-When I say, "Go" line up from tallest to shortest. Go!

Challenge #2-Without talking, line up in order of Birthday, from January to December. Go!

Challenge #3-Without talking or using your hands, line up in order of biggest foot to smallest foot. Go!

After each challenge check to make sure they are in the right order. When you are finished, tell your class to sit down.

SAY: You had to help each other during the game.

ASK: **What are some ways you can help people in everyday life?**

SAY: Let's look at a story where Jesus helped someone.

Tell your students that while you read, "Have mercy on us,"(this phrase may differ due to the translation) they are to run and touch two walls in the room and come back to their seat as fast as they can without hurting themselves or others.

READ Matthew 20:29-34 from your Bible.

ASK: **How did Jesus help?**

SAY: Jesus showed compassion by healing their physical blindness. He loved them. He touched them. He fixed them and they followed Him.

ASK: **But who are people who are “spiritually” blind?** (These are people who don’t know Jesus. They need Jesus to touch them and to forgive their sins.)

SAY: Because they are not saved and don’t know God, they won’t see things the way we see them. And like a blind person, they need someone to show them the way.

ASK: **How can you help people who are “spiritually” blind?** (Tell them about Jesus, share your salvation testimony with them, invite them to church, live for Jesus every day.)

SAY: Listen while we take a look at someone who didn’t know Jesus...

BIBLE LESSON

(Based on Mark 10:17-22)

SAY: We’re going to play the opposite’s game again. I’m going to say a word and if you know the opposite of that word, stand up and say it. Then sit back down. I’m looking for who can be the fastest.

High (Low) / Up (Down) / Hold on (Let go) / Climb (Fall) / Live (Die) / Healthy (Sick) / Happy (Unhappy) / Clean (Dirty) / Go (Stop) / Love (Hate) / Mean (Nice) / Good Choice (Bad Choice)

SAY: Let’s take a look at a man who made a Bad Choice...

SAY: Let’s say that you are in a crowd. This crowd has been listening and following Jesus. When, suddenly, a man runs up to Jesus. He has a question...

ASK: **What do you think he wants to know?** (He’s not asking Jesus to do something, like to heal him...he wants to know something.)

ASK: **If you could ask Jesus any question, what would it be?**

SAY: This man wants to know how he can have eternal life.

REPEAT after me—What must I do to have eternal life?

SAY: He wants to know how to live forever, how to go to Heaven, how to have eternal life?

ASK: **Do you think this is a good question or a bad question?**

SAY: This is a GREAT question and one that you might want to ask too—Do you know for sure that you’re going to Heaven? (Just think about it.)

SAY: This man is spiritually blind. He knows *about* God, but he doesn’t *know* God. There’s a big difference. Lots of people know about God. But not everyone has been saved, which is the only way to know God. Watch what happens...

READ Mark 10:17-21 from your Bible. (Don't give away the ending yet!)

SAY: Jesus is NOT (*have the kids say "NOT!"*) saying that being good will get him to Heaven.

ASK: **Can being good get you to Heaven?** (*Everybody say, "No way!"*)

SAY: Jesus is NOT (*have the kids say "NOT!"*) saying that giving all his wealth away will get him to Heaven.

ASK: **Can giving your stuff away get you to Heaven?** (*Everybody say, "No way!"*)

ASK: **Can being good get you to Heaven?** (*Everybody say, "No way!"*)

SAY: This is a good man and he even believes in and knows about God. But being good can't get you to Heaven. Knowing about God with your head can't get you to Heaven. Praying to God when you go to bed every night can't get you to Heaven. There's only ONE way.

ASK: **So how does a person go to Heaven?** (Let your kids tell you—It's only by giving your life to Jesus, by surrendering to Him and allowing Him to be the Lord and Boss of your life.)

SAY: Jesus knew what was holding this man back from totally surrendering to Him—It was his wealth. He had a lot of stuff and that stuff was more important to him than God was.

ASK: **What do you think this man did?**

SAY: He made the worst decision of all. Listen to what the Bible says...

READ Mark 10:22.

SAY: He chose his stuff over knowing and following Jesus. Not everyone you meet will want to give their lives to Jesus. Some people will say no because they have sin in their lives or because they have other things in their lives that they aren't willing to surrender to God. But no matter what people say or do, our job is to keep sharing what we know and to keep telling people about Christ.

CHALLENGE REPORT: Last week I challenged you to ask someone in your family to share their salvation story with you. How did it go?

CHALLENGE: This week I challenge you to share your salvation story with an adult at your school. It might be your teacher or even your principal or maybe even a cafeteria worker but first we want to show you a few easy things to help you.

TESTIMONY TRAINING

ASK: **What is a salvation testimony?**

SAY: It's your story about how you were saved. And if you don't have a salvation story because you've never been saved, feel free to talk to any of your leaders. We'd love to show you how Jesus made a way for you to be forever with Him in Heaven.

SAY: Listen to my Salvation Testimony

Leader's Salvation Testimony (preferably a leader who hasn't shared theirs yet)—Share your salvation testimony about how and when you were saved. This needs to be no longer than a few minutes and the point needs to be focused on how you became aware that you needed Jesus, what you did about it and how you gave your life to Christ. Avoid mixing in ideas of being good or being baptized, things that many people confuse with the real way a person is saved, and stick to your salvation story about how you came to Christ.

ASK: **Would someone else like to share their salvation testimony about how they came to Christ?** (Take only one or two volunteers. If no one volunteers, that's okay too.)

SAY: Some of you might not have a salvation story because you've never given your life to Jesus and that's okay. Don't be embarrassed if you're not saved yet. Just realize that Jesus is the only way to be saved and the only way to go to Heaven and we're always available to talk with you about it.

SAY: Now I want to show you a few easy things to help you in sharing your story. Let's say there's a friend at school that you want to share with but you just don't know how to start the conversation. What do you do? Try this...

REPEAT after me: **Can I tell you about the greatest thing that ever happened to me?**

SAY: Anytime you want to tell someone about Jesus, just ask them this.

REPEAT it again: **Can I tell you about the greatest thing that ever happened to me?**

SAY: If they say, "yes," then share with them your salvation story. If they say, "no," then maybe it's a bad time and there will be a better chance later. Most people are willing to listen.

SAY: Then share your salvation testimony but the reason you're sharing this story isn't to talk about you. You want to find out where they stand with God. So, at the end, just ask them.

REPEAT after me: **Because of this I know for sure I'm going to Heaven. What about you?**

SAY: Then listen to their answer. If they say that they do, then ask to hear the story about when they were saved. If they say no, tell them what you know about how Jesus died and rose again to make a way to save them. Remember, they're spiritually blind, so you get to show them the way—Help them to understand what it means to give their life to Christ.

ASK: Now, let's practice sharing our salvation testimonies again but this time **we'll each begin by saying what?** (Can I tell you about the greatest thing that ever happened to me?)

ASK: **And at the end of our salvation stories, let's finish by asking what?** (Because of this I know for sure I'm going to Heaven. What about you?)

Let a few students share their salvation stories, even if you have already heard them. They are also practicing how to begin and end it. Also, encourage them to do more in their testimony than to just say that they said a prayer or "gave my life to Jesus," but use this opportunity to slide the Gospel in...For example, "and my pastor told me about how Jesus died and rose again. He did this to make a way for me to be forgive and go to Heaven. That's when I decided to give my life to Jesus and that's what I did. Because of this I know for sure I'm going to Heaven. How about you?"

KEY VERSE

SAY: By now this verse is going to seem very familiar to you but it's one that we want you to really understand. In fact, you probably know it so well that you can fill in the blanks:

SAY: The Bible says in 2 Timothy 1:7-8—"For God didn't give us a _____ (spirit) of _____ (fear), but of _____ (power), _____ (love), and _____ (self-discipline). Therefore don't be ashamed of the _____ (testimony) of our Lord..."

Choose four volunteers

Give the first one the sign that says, FEAR.

SAY: The Bible says in 2 Timothy 1:7-8—"For God didn't give us a spirit of fear..."

Ask the volunteer to tear the FEAR sign into as many pieces as he can in 10 seconds...ready, go!

KEY: If you have given your life to Jesus and are saved, then you have a great story to share. Your testimony is powerful, so never be afraid to share it.

Choose two more volunteers to join the first volunteer

SAY: The Bible says in 2 Timothy 1:7-8—"For God didn't give us a spirit of fear, but of power [*give the POWER sign to one of the volunteers*], love [*give the LOVE sign to one of the volunteers*], and self-control [*give the SELF-CONTROL sign to the last volunteer*]. Therefore don't be ashamed of the testimony of our Lord..."

REPEAT after me: Power...Love...Self-Control!

SAY: God didn't give us a spirit of fear but of power and love and self-control. Because of this you never have to be ashamed of the testimony of our Lord.

SAY: Here's our challenge again for this week...

CHALLENGE: This week I challenge you to share your salvation story with an adult at your school. It might be your teacher or even your principal or maybe even a cafeteria worker and next week we'll give you a chance to share with us what happened. I also want to encourage you to talk with your parents about this challenge and ask them to be praying for you.

Dismiss to Small Groups

SAY: Right now it is time for our small groups, so I'm going to dismiss you one row at a time.

Dismiss rows of chairs to the tables in the rooms. Give them specific directions where to go.

SMALL GROUPS

Craft – Map Your Story

SAY: When someone is blind, you need to show them the way. You don't give them a map, you are the map. Today you get to map out your story and we have two options for you.

Option #1:

Make a map of your salvation story showing what helped you know your need for Christ, what you did about it, and what difference it made. You could even use this map to share your salvation story with others.

Option #2 (Younger option and an option for those who don't have a salvation story):

The other map is more about your life. What's your favorite Bible story? What do you give thanks for? What are some of your favorite things? What are some important events in your life? God created you for a reason and has great plans for your life.

Activity - Making Lists

In your small group, ask your students to make a list of people in their lives who might or might not know Jesus. Then talk with them about the best time and way to share Jesus with these people both verbally and in action.

Discussion Questions

Below are questions that you can discuss with your students before, after or while participating in today's activity:

- How did you feel when the rich ruler walked away from Jesus?
- If someone can say no to Jesus, do you think people will also say no to you when you talk about Jesus? How can you deal with these feelings? What can you pray for these people?
- How did the Bible say the rich ruler felt as he left Jesus? Why do you think he felt this way?
- Why do you think it was so hard for the rich, young ruler to let go of his wealth?
- What are things besides wealth that some people hold onto that holds them back from fully following Christ?

Listen to what the Bible says about those who are spiritually blind: **Read 2 Corinthians 4:3-4** and discuss these verses with your students.

Prayer—Take prayer requests and pray with your students.

Series: WHAT'S YOUR CALL?

LESSON 1—ISAIAH

Bible Reference: Isaiah 6:1–8

Key Verse: 1 Peter 2:9—But you are a chosen race, a royal priesthood, a holy nation, a people for God's own possession, that you may proclaim the excellence of Him who called you out of darkness into His marvelous light.

LESSON 2—JEREMIAH

Bible Reference: Jeremiah 1:4-10

Key Verse: Ephesians 4:1—I therefore, the prisoner in the Lord, beg you to walk worthy of the calling with which you were called.

LESSON 3—EZEKIEL

Bible Reference: Ezekiel 1:26-2:1-10

Key Verse: 2 Timothy 4:5—But you be sober in all things, suffer hardship, do the work of an evangelist, and fulfill your ministry.

SERIES: WHAT'S YOUR CALL?
LESSON 1—ISAIAH

Bible Reference: Isaiah 6:1–8

Key Verse: 1 Peter 2:9—But you are a chosen race, a royal priesthood, a holy nation, a people for God's own possession, that you may proclaim the excellence of Him who called you out of darkness into His marvelous light.

ITEMS NEEDED

- Craft items for the “tea light candle” include air-dry clay, tea light candles, markers, and a variety of items such as beads that can be stuck into the clay.

OPENING ACTIVITY—Called Out Grouping Game

Explain to your students that they are going to play a game to help you get to know them better.

SAY: I am going to *call out* a number. Whatever number I say, I want you to get into groups of that number. For example, if I say four, then you will get into groups of four. As soon as you have your group, raise your hand so that I know that you have the right number. Let's practice...

Have fun randomly calling out numbers and watching as your students get into the correct groups. Point out the groups that get the correct numbers first.

When you are finished, have your students sit down...

SAY: In this game there were a lot of groups you could've joined. You constantly made choices and in life you will make choices too. You will decide what groups you want to be a part of, and one of the choices you will make in life is what you will do when you get older.

ASK: **What do you want to be when you grow up? Why?** (Take a few answers.)

SAY: We want you to know that God has great plans for your life. God created you for a reason and God has a call for us all.

CONTROL TOOL

Teach your students that every time you say, “*God's got a call,*” they are to respond, “*For us all!*”

SAY: God has specific plans for each of your lives, but God also has general calls for everyone. These are things that God has called everyone to do.

ASK: **What is a call that God has for everyone?** (Let your students make a list.)

ASK: **Does God want everyone to be saved?** (Yes)

ASK: **Does God want everyone to do what's right?** (Yes)

ASK: **Does God want everyone to live for Jesus?** (Yes)

ASK: **Does God want everyone to be kind to others?** (Yes)

ASK: Does God want everyone to share Jesus with those who don't know Him? (Yes)

SAY: These are examples of calls that God has for everyone. God wants everyone to be holy. God wants everyone to tell the truth. God doesn't want anyone to use His name in vain. You see, these are things that God has planned for all, but God also has specific plans for each person as well. Right now, though, we want you to focus on a call God has for us all—God wants us all to be holy.

ASK: What does it mean to be holy?

OLDER STUDENTS—ASK: On a scale of 1 to 10, how holy do you think you are?

BIBLE LESSON

(Based on Isaiah 6:1–8)

Tell your students that you are going to read a Bible story to them. Then your class is going to play a game to see how well they listened to the story.

(This game can be played as boys vs. girl's game or you can divide your class into two sides and have each side play against each other.)

READ Isaiah 6:1–8 to your students.

GAME QUESTIONS:

- Who was the Bible character in this story (Hint: He's a prophet and has a book of the Bible named after him.)
- What did Isaiah see? (The Lord high and lifted up)
- In what year did this story say that Isaiah saw the Lord? (The year of King Uzziah's death)
- What did the train of the Lord's robe fill? (The Temple, which was 40 acres large)
- How many wings did the angels have? (Six)
- What were the angels doing with their wings? (Two covered the face, two covered the feet and with two he flew)
- What were the angels saying to each other? ("Holy, Holy, Holy, is the Lord of hosts.")
- When the angels spoke what happened? (The doorposts and foundations of the Temple shook.)
- What did Isaiah say when he saw this sight? ("Woe is me, for I am ruined! Because I am a man of unclean lips, and I live among a people of unclean lips...")
- What did one of the angels take in his hand? (A burning coal [This probably came from the altar of burnt offering which the Lord lit with fire. Leviticus 9:27 & 2 Chronicles 7:1. This fire was kept continually burning. It was never to be extinguished.] Leviticus 6:12-13.)
- What did he do with this coal? (He touched Isaiah's lips but it obviously did not burn him. This was a symbol of God taking his sin away. The burning might also be a symbol of the purity and truth of God's Word.)
- What did he say to Isaiah? ("Your guilt is taken away and your sin is paid for.")
- After Isaiah heard that his guilt was taken away, what did the Lord ask? ("Whom shall I send? And who will go for us?")
- What was Isaiah's response to the Lord? ("Here I am! Send me.")

When you're done with the game, announce the winner.

ASK: How do you think Isaiah felt when this happened to him?

ASK: **Why do you think Isaiah felt so sinful when he saw the Lord?** (Because God is perfectly holy!)

SAY: Sometimes we might think that we are good. But when we see our goodness compared to God's goodness, we quickly realize how holy He is and how dirty our lives have been.

ASK: **Why do you think Isaiah was willing to go after this experience?** (Because he belonged to the Lord and he had a message to share)

ASK: **How holy do you think God wants you to be?**

SAY: Listen to what the Bible says about how holy God wants you to be.

READ 1 Peter 1:16 to your students.

SAY: God wants you to share his holiness, to be holy just as He is holy. God wants you to be just like Jesus. And God sent Jesus to make away, through Jesus' death and resurrection, for us to be forgiven, and like Isaiah, to be made clean—to know Him and follow Him forever.

Leader: God's Got a Call....*Students:* For us all!

KEY VERSE

SAY: The moment a person gives his life to Jesus, God saves that person. This means that God has forgiven their sins and adopted them into His family. Giving your life to Jesus is the greatest choice that anyone can make. If you have given your life to Jesus, then you have a salvation story to tell.

ASK: **What is a salvation story (testimony)?**

ASK: **Would anyone, even if we've already heard it, like to share your salvation story with us?**

SAY: The more you share your salvation testimony the more comfortable you will be sharing it. For this reason I want to encourage you to share your story as often as you can. Share it with your parents. Share it with your Christian friends. Share it with your non-Christian friends. Share it as often as you can with anyone you can. And if someone you are talking to doesn't know Jesus, then take that opportunity to tell them how they can give their life to Christ as well.

ASK: **If you are going to share Jesus with others, what else do you think is important besides them just hearing your words?**

SAY: It is important that they not only hear about Jesus, but that they also see Jesus in your actions.

ILLUSTRATION—Airplane

SAY: Let's pretend that you are on an airplane. As you're flying high in the sky, the captain suddenly talks to all the passengers. He says that he has good news and bad news. The bad news is the plane is getting ready to lose a wing. The good news, he says, is that they get to choose which one. Now it doesn't matter which wing they lose. Either way the plane is going to crash.

Everybody put out both arms like the wings of the plane.

SAY: Picture it like this—On the one hand, to be an effective witness for Jesus, you have to live for Jesus. On the other hand, you also need to tell people about Jesus. So on one hand you have your actions and on the other hand you have your words.

ASK: If somebody says all the right words, but doesn't live for Jesus, is that going to make people want to give their life to Christ? (No)

ASK: But if somebody lives for Jesus, but never tells anyone why they are so good, will other people be able to give their life to Christ? (No)

SAY: You see, to effectively share Jesus with others, it takes both your words and your actions. We have been encouraging you to share your salvation story but we also want you to know that God has given you a call to be just like Him. God wants you to be holy just as He is holy. If you are saved, you are His children, and God has called you to do much more than just go to church every Sunday.

ASK: What are ways that people can see Jesus in your actions?

SAY: Here is our key verse for the week. This is an incredible verse because it tells you who you now are as somebody who has been saved. But I am going to leave some blanks in it and I want you to see if you can fill in the blanks:

But you are a _____ (chosen) race, a _____ (royal) _____ (priesthood), a _____ (holy) nation, a _____ (people) for God's own possession, that you may proclaim the excellence of Him who called you out of _____ (darkness) into His marvelous _____ (light).

Once your students (and you will probably have to give some hints and help...you might even want to finally tell them where this verse is found and have them look it up) can see the verse, explain to them that this is WHO they are in Christ. Once a person is saved, they become a part of a CHOSEN RACE, a ROYAL PRIESTHOOD, a HOLY NATION, and a PEOPLE who belong to God.

ASK: So, since this IS who we are, what does this verse say that we should do? (Proclaim the excellence of Him who called us out of darkness into His marvelous light.)

ASK: How do we do this? (Through both our words and actions. This is a call that God gives to all.)

CONTROL TOOL

Leader: God's Got a Call....Students: For us all!

CHALLENGE TIME

REPORT: Last week I challenged you to ask someone in your family to share their salvation story with you. How did it go?

CHALLENGE: This week I challenge you to share Jesus in two ways—through your words and through your actions. Next week we'll ask you to tell with us how you shared Jesus in both these ways.

Dismiss to Small Groups

SAY: Right now it is time for our small groups, so I'm going to dismiss you one row at a time.

Dismiss rows of chairs to the tables in the rooms. Give them specific directions where to go.

SMALL GROUPS

Craft – Tea Light Candles

SAY: Jesus is the light of the world and as a follower of Christ, you get to shine His life and love to others.

ASK: **Who remembers what the verse said we were called out of?** (darkness)

ASK: **And what did God call us into?** (His marvelous light)

SAY: Now we get to be a part of bringing others to Christ and today we are going to create some candle holders to remind us to share Jesus' light with everyone we meet.

Follow the steps below to create tea light candle holders:

STEP 1—Roll out a ball of air-dry craft clay that is about 4-inches in diameter.

STEP 2—Gently flatten the top of the clay and then use a tea light candle to make an impression in the middle of the clay that is about half the height of the tea light candle.

STEP 3—Decorate the outside of the clay using beads and other small objects. Some markers will work as well. Tell your students that these will air-dry in the room during the week and next week, they will be able to use paint on them as well, if they want.

Keep these in your room and allow them to air-dry. Next week your students can paint these, if they desire. If they plan to paint, they probably won't want to put too many objects inside the clay unless they plan to paint over these.



Activity - The Call

Help every student find a partner (You can even use the game from earlier—“Everybody get into groups of two!”) Once everyone has a partner, have them each come up with a nickname for each other. Put the partners on opposite walls and have them close their eyes. When you say go, they are to walk (and only walk!) to their partner by calling his name (but not peeking!).

SAY: If you found your partner, you won in this game, but to win you had to listen. God wants us to LISTEN to His Word and to do what right. Our actions should show Jesus.

Play the game again.

SAY: To win in this game, not only did you have to listen, but you also had to OBEY and come when you were called. God wants you to obey Him every day.

Play the game again but this time let the leaders spin around the students before allowing them to try to find each other. (Remember their eyes are closed as they search.)

SAY: To win in this game, you also had to use your voice to CALL others. If you know Jesus, you can be the one that God uses to go to others and call them to Christ.

If you have time...let everyone find a new partner and play the game again.

Discussion Questions

Below are questions that you can discuss with your students before, after or while participating in today's activity:

- How do you think you would feel if you saw what Isaiah saw?
- Do you think that angels in this story gives us a small picture of what it might be like around God's throne? (If you have time, read Revelation 4:8 to your class. What's similar?)
- How do you think people feel when they learn that God can forgive their sins?
- Why do you think it's hard for some people to go and tell others about Christ?
- Name someone you saw using their words this last week to shine Jesus' life and love? What did they say?
- Name someone you saw using their actions this last week to shine Jesus' life and love? What did they do?
- What are you going to do this week for our Challenge to show Jesus not only with your words but also with your actions?
- What do you want your life to be like in 15 years? How do your actions (whether holy or sinful) affect your future?

Prayer—Take prayer requests and pray with your students.

SERIES: WHAT'S YOUR CALL?
LESSON 2—JEREMIAH

Bible Reference: Jeremiah 1:4-10

Key Verse: Ephesians 4:1—I therefore, the prisoner in the Lord, beg you to walk worthy of the calling with which you were called.

ITEMS NEEDED

- Each class will need a balloon with one of the following words in them: *prisoner, Lord, walk, worthy, calling, called* (One word in each balloon.)
- Craft items for “washer witness necklace” craft you will need washers of different sizes, scissors, items for necklace such as leather, scrapbook paper, mod podge or glue and other items or beads to use in decorating the washers.
- *NOTE:* If you had you students leave their tea light candle holders in class last week, have them paint them as they arrive.

OPENING ACTIVITY—Call Out Favorites

Explain to your students that they are going to play a game to help you get to know them better.

SAY: I am going to *call out* a category. Whatever category I call, I want you to get into groups with others who agree with your answer. For example, if I say, “Get into groups of your favorite ice cream flavor,” you would get into a group with everyone who has the same answer as you. Let's practice...

- Favorite TV show
- Favorite kind of cookie
- Favorite breakfast food
- Favorite ice cream flavor
- Favorite sport
- Favorite month
- Favorite season
- Favorite color
- Favorite thing about school
- Favorite day of the week
- Favorite kind of pizza
- Favorite video game

(Be creative and feel free to add your own “Favorites” to the list...)

When you are finished, have your students sit down...

SAY: In this game you were grouped together with people who were like you. Last week we talk about how God has some of the same calls for everybody.

Leader: God's Got a Call....*Students:* For us all!

ASK: What are some calls that God gives to everyone? (Take a few answers.)

ASK: Does God want everyone to be saved? (Yes.)

ASK: **Does God want everyone to be holy?** (Yes.)

ASK: **Does God want everyone to do tell the truth?** (Yes.)

ASK: **Does God want everyone to live for Jesus?** (Yes.)

ASK: **Does God want everyone to be kind to others?** (Yes.)

ASK: **Does God want everyone to share Jesus with those who don't know Him?** (Yes.)

SAY: Last week we specifically mentioned that God wants everyone to be saved, to follow Him, to do what is right, to be kind, to tell the truth, to not use bad words, to tell others about Him— These are all “general” calls because these are things that God wants everyone to do.

SAY: But God also has a specific plan for each of you—this is what He created you for and no one else can do what God created you to do. You are unique, one-of-a-kind and special.

Hold up one finger and REPEAT after me: I am ONE-OF-A-KIND. (You might need to define this for younger students.)

Hold up two fingers and REPEAT after me: I am UNIQUE.

Hold up three fingers and REPEAT after me: I am SPECIAL.

Leader: God's Got a Call....*Students:* For us all!

SAY: God made you for a purpose.

ASK: **What is something you think God specifically wants to do through your life? Why do you feel this way?** (Take a few answers.)

SAY: God has given you desires—Things you want to do and be and sometimes these are desires that God built into you even before you were born. Sometimes these desires can help you to understand specifically what God designed you to be and do, not only when you are an adult, but at your age too. But you also don't have to “figure out” God's plan. Just follow Jesus and everything will fall into place at the right time. God will lead you one step at a time.

CONTROL TOOL

Leader: God's Got a Call....*Students:* For us all!

BIBLE LESSON

(Based on Jeremiah 1:4-10)

Tell your students that you are going to read a Bible story to them about one man's specific call. Then you are going to play a game to see how well they listened, but first you're going to review last week's story.

(This game can be played as boys vs. girls' game or you can divide your class into two sides and have each side play against each other.)

REVIEW QUESTIONS: *(From Isaiah 6:1-8)*

- Who was the Bible character in last week's story (Hint: He's a prophet and has a book of the Bible named after him.)?

- What did Isaiah see? (The Lord high and lifted up)
- In what year did this story say that Isaiah saw the Lord? (The year of King Uzziah's death)
- What did the train of the Lord's robe fill? (The Temple)
- How many wings did the angels have? (Six)
- What were the angels doing with their wings? (Two covered his face, two covered his feet and with two he flew)
- What were the angels saying to each other? ("Holy, Holy, Holy, is the Lord of hosts.")
- When the angels spoke what happened? (The doorposts and foundations of the Temple shook)
- What did Isaiah say when he saw this sight? ("Woe is me, for I am ruined! Because I am a man of unclean lips, and I live among a people of unclean lips...")
- What did one of the angels take in his hand? (A burning coal)
- What did he do with this coal? (He touched Isaiah's lips but it obviously did not burn him. This was a symbol of God taking his sin away.)
- What did he say to Isaiah? ("Your guilt is taken away and your sin is paid for.")
- After Isaiah heard that his guilt was taken away, what did the Lord ask? ("Whom shall I send? And who will go for us?")
- What was Isaiah's response to the Lord? ("Here I am! Send me.")

SAY: Now let's hear about another person's call...

READ Jeremiah 1:4-10 to your students.

GAME QUESTIONS: *(From Jeremiah 1:4-10)*

- What came to Jeremiah? (The word of the Lord)
- How long did God say He had known Jeremiah? (Since before He formed him in his mother.)
- God told Jeremiah that He had set him apart since before he was _____ (Born).
- What was Jeremiah's response to this? (He gave an excuse—"I don't know how to speak... because I am a youth".)
- What was God's response to Jeremiah? (For him not to say that he's too young and that God would tell him where to go and what to say)
- Why did God say that Jeremiah didn't need to be afraid? (Because God is with him.)
- Where did God say that He had put His words? (In Jeremiah's mouth)
- There are six things God tells Jeremiah that He had specifically called him to do with the message He would give him to the kingdoms...name these one at a time. (Pluck up, break down, destroy, overthrow, build and plant)

When you're done with the game, announce the winner.

ASK: How do you think Jeremiah felt when this happened to him?

ASK: Who made Jeremiah? (God did.) **Who made you?** (God did.) **Does God make junk?** (No.) **Does God make mistakes?** (No, God made you just the way He wanted you and has great plans for your life.)

ASK: How do you think it made Jeremiah feel that God knew him before He even created him in his mother? How does it make you feel that God knows you in this way too?

ASK: If this had happened to you, do you think you would have told God that you are too young too? Why or why not?

SAY: Throughout the Bible we see great Bible characters who gave God excuses when He first called them to a specific task.

ASK: Does anyone remember Moses' excuse when God called him to lead the people out of Egypt? (Exodus 3—Moses said he didn't speak well and what if they didn't believe him)

ASK: Does anyone remember Gideon's excuse when God called him to deliver the Israelites from their enemies? (Judges 6—He said that he was the least in his family, his family was the least of his tribe and his tribe was the least in Israel. In other words, he was the least of the least.)

SAY: God also gave all three of these men the same promise: "I will be with you."

KEY: God will always give you everything you need to do everything He has called you to do.

SAY: God made each of you special and has specific plans for each of your lives. A person doesn't need to be "called as a minister" to be used by God in great ways. The Bible says that God calls some to be apostles, prophets, evangelists, pastors and teachers (Ephesians 4:11) but the Bible clearly shows that God uses all kinds of people (even the least of the least) if they are willing to follow Him and live for Him.

Leader: God's Got a Call....Students: For us all!

KEY VERSE

SAY: The moment a person gives his life to Jesus, God saves that person. This means that God has forgiven their sins and adopted them into His family. Giving your life to Jesus is the greatest choice that anyone can make. If you have given your life to Jesus, then you have a salvation story to tell.

ASK: Would anyone, even if we've already heard it, like to share your salvation story with us?

SAY: The more you share your salvation testimony the more comfortable you will be sharing it. For this reason I want to encourage you to share your story as often as you can. And if someone you are talking to doesn't know Jesus, then take that opportunity to tell them how they can give their life to Christ as well.

ASK: Last week I told you a story about an airplane to illustrate two important ways of sharing Jesus—what did the two wings on the airplane stand for?

Briefly review the Airplane Illustration from last week's lesson...

SAY: It is important that people not only hear about Jesus, but that they also see Jesus in your actions.

ASK: If somebody says all the right words, but doesn't live for Jesus, is that going to make people want to give their life to Christ? (No)

ASK: But if somebody lives for Jesus, but never tells anyone why they are so good, will other people be able to give their life to Christ? (No)

SAY: You see, to effectively share Jesus with others, it takes both your words and your actions. We want you to do more than just share your salvation story...we want you to live for Jesus every day.

REPEAT after me: *Live for Jesus / Every day*

Assign one phrase to each side and have a competition between the two teams from today's Bible story to see who can say their part louder.

SAY: Today's key verse is about living for Jesus. I'm going to give you part of the verse and then I'll call up a volunteer to pop a balloon. Inside each balloon, there is one word. After you pop the balloon, we'll see if you can put the right word in the right place.

Choose volunteers one at a time, taking turns between the teams from today's Bible story. If someone misses putting their word in the correct spot, have someone from the opposite team give it a try. You will also want to put the verse below (with blanks) on a marker board.

Paul the Apostle wrote to the Ephesian church in Ephesians 4:1—"I therefore, the _____ (prisoner-[Paul wrote this from prison. He was put in prison for sharing Christ]) in the _____ (Lord), beg you to _____ (walk) _____ (worthy) of the _____ (calling) with which you were _____ (called)."

ASK: **What does Paul the Apostle ask us to do?**

ASK: **What is the calling with which you were called?** (When God called you to be saved, He called you to follow Him.)

ASK: **What are ways you can follow Jesus in every day life?** (If you have time, you might share some ways that Paul writes about in the rest of Ephesians 4 such as in 4:2-3, 25-32.)

CONTROL TOOL

Leader: God's Got a Call....Students: For us all!

REPEAT after me: *Live for Jesus!*

CHALLENGE TIME

REPORT: Last week I challenged you to share Jesus in two ways—through your words and through your actions. How did it go? What did you do?

CHALLENGE: Next week I want you to come back ready to share with us one way that you lived for Jesus—Living for Jesus could include telling the truth instead of a lie, sharing Jesus with others, not losing control when you get angry, and so forth. Just watch yourself this week to see how you are living for Jesus.

Dismiss to Small Groups

SAY: Right now it is time for our small groups, so I'm going to dismiss you one row at a time.

Dismiss rows of chairs to the tables in the rooms. Give them specific directions where to go.

SMALL GROUPS

Craft – Washer Witness Necklaces

SAY: Today we're going to make some Washer Witness Necklaces to remind us to live for Jesus every day.

Lead students in using washers of different sizes, scrapbook paper, scissors, mod podge or glue and other items or beads in decorating the washers and turning them into a creative reminder to live for Christ.



“Seven Up” Class Activity & Discussion Questions

This is an old game, where seven volunteers are chosen to stand at the front of the room. Everyone says, “Heads down, thumbs up, time to play Seven Up.” Everybody, like the rhyme says, bows their heads, closes their eyes and puts their thumbs up. While nobody is looking the seven volunteers each push down one person’s thumb and then return to the front of the room. When time is called, those whose thumbs were pressed, stand at their seats. Each of them has one guess to choose the person who pushed down their thumb. If they guess correctly, they take their place and become a volunteer for the next round. If they guess wrong, they sit down but will continue playing with their thumb up in the next round.

Spiritual Applications to make during the Game:

- When someone presses your thumb, it means you’ve been chosen. In what ways has God chose you? (He chose to create you, to send Jesus to save you, etc.)
- You are trying to guess who pressed your thumb. You don’t have to guess about how God wants you to live or how to know God better. What are some ways that you can grow closer in your walk with Christ?
- In games like this, many people are tempted to cheat—just to peek a little or to try to see the shoes of the person pushing your thumb down. What are some temptations students your age face? How can you overcome temptation?

-Everyone likes to win. What are some things they world says you have to have to win in life? (Money, fame, good looks, strength, etc.) How does God say you win in life? (By following Jesus)

Prayer—Take prayer requests and pray with your students.

SERIES: WHAT'S YOUR CALL?
LESSON 3—EZEKIEL

Bible Reference: Ezekiel 1:26-2:1-10

Key Verse: 2 Timothy 4:5—But you be sober in all things, suffer hardship, do the work of an evangelist, and fulfill your ministry.

ITEMS NEEDED

- Give your students a variety of objects with which to make necklaces and/or bracelets.

OPENING ACTIVITY—Call Out Descriptions

Explain to your students that they are going to play a game to help you get to know them better.

SAY: I am going to *call out* a description. Get into groups with others who fit the same description. For example, if I say, “Get into groups with those wearing the same color shoes,” you would get into a group with everyone who has the same color that you have on your shoes. Let's begin...

- Wearing the same color shoes
- Wearing the same color eyes
- Who were born in the same month as you
- Wearing the same color pants
- Who were born on the same number day as you
- Who have the same number of brothers as you
- Wearing the same color shirt
- Who have the same number of sisters as you
- Who attend the same school as you (If no one else is in your school, pair up with someone else who has no one from their school here today and find out what school they attend.)
- Who is the same height as you
- Who is the same age as you (according to years)

(Be creative and feel free to add your own descriptions to the list...)

When you are finished, have your students sit down...

SAY: In this game you grouped together with people who were the same as you and stayed apart from people who were different from you. In the past few weeks we've been learning that God has the same call for everyone.

Leader: God's Got a Call....*Students:* For us all!

ASK: What are some things that God calls everyone to do? (Take a few answers.)

SAY: But we're also each different, unique and special and God has *different* plans for each of our lives. I'm getting ready to ask you a question that we will all probably have different answers to...

ASK: What is one thing you think God wants you to do in your life right now? What is God calling you to do today?

SAY: In this game you also grouped together with people who were the same as you and stayed apart from people who were different from you. In the past few weeks we've been learning how God has called all of us to take his message to others.

CONTROL TOOL

Leader: God's Got a Call....Students: For us all!

BIBLE LESSON

(Based on Ezekiel 1:26-2:1-10)

Tell your students that you are going to read a Bible story to them. Then your class is going to play a game to see how well they listened to the story but first you're going to review last week's story.

(This game can be played as boys vs. girls' game or you can divide your class into two sides and have each side play against each other.)

REVIEW QUESTIONS: *(From Isaiah 6:1-8)*

- Who was the Bible character story two weeks ago who went to the Temple and saw the Lord? (Hint: He's a prophet and has a book of the Bible named after him.)
- What did Isaiah say when he saw this sight? ("Woe is me, for I am ruined! Because I am a man of unclean lips, and I live among a people of unclean lips...")
- What did one of the angels take in his hand? (A burning coal)
- What did he do with this coal? (He touched Isaiah's lips but it obviously did not burn him. This was a symbol of God taking his sin away.)
- What did he say to Isaiah? ("Your guilt is taken away and your sin is paid for.")
- After Isaiah heard that his guilt was taken away, what did the Lord ask? ("Whom shall I send? And who will go for us?")
- What was Isaiah's response to the Lord? ("Here I am! Send me.")

REVIEW QUESTIONS: *(From Jeremiah 1:4-10)*

- What came to Jeremiah in last week's story? (The word of the Lord)
- How long did God say He had known Jeremiah? (Since before He formed him in his mother.)
- God told Jeremiah that He had set him apart since before he was _____ (Born).
- What was Jeremiah's response to this? (He gave an excuse—"I don't know how to speak... because I am a youth".)
- What was God's response to Jeremiah? (For him not to say that he's too young and that God would tell him where to go and what to say)
- Why did God say that Jeremiah didn't need to be afraid? (Because God is with him)
- Where did God say that He had put His words? (In Jeremiah's mouth)

READ Ezekiel 1:26-2:1-10 to your students.

GAME QUESTIONS: *(From Ezekiel 1:26-2:1-10)*

- What did Ezekiel see in the sky? (The glory of the Lord)
- How do these verses describe the glory of the Lord and the splendor of his throne? (This could have several answers.)
- When Ezekiel saw this, what did he do? (He fell on his face.)
- What was the first thing that the Lord said to Ezekiel? (He told him to stand on his feet.)

- To whom did the Lord say He was sending Ezekiel? (The people of Israel)
- How did God describe them? (As rebellious, stubborn and obstinate. NOTE: Different translations may use different words, some of which might need defining for your students.)
- What did the Lord tell Ezekiel to say to them? (“Thus says the Lord...”)
- What did God tell Ezekiel not to do? (Do not fear.)
- Did God say that bad things wouldn’t happen to Ezekiel? (No, in fact He said to not fear even when thistles and thorns are with you and you sit on scorpions—In other words, not to fear even when bad things do happen.)
- What was in the hand that was offered to Ezekiel? (A scroll)
- What was on the scroll? (The message that God was giving him to take to Israel)
- Was this a happy message? (It was a message of sadness and woe because God’s judgment was coming because of their sins.)

(INTERESTING NOTE ON THE BACKGROUND: Your students may have questions about this strange encounter. In Jesus’ day the book of Ezekiel was basically a rated PG-13 book because of the nature of the book and the strange circumstances and questions that arise in and from it. For this reason, in Jesus’ day children under thirteen could were only allowed to read this book of the Bible in the presence of an adult. All that to say, if your students have questions, help them to understand what is happening in this story. The nation of Israel had continually rebelled against God. For centuries God sent them prophets with a message of repentance. Now judgment has come. Ezekiel and the people with him are already in exile, taken from their homeland. This is the reason that chapter 1 finds him next to a river in Babylon. God is now giving the people a message through Ezekiel to help them understand better the judgments of God against them. The scroll contains God’s judgment, the words that God is putting in Ezekiel’s mouth.)

When you're done with the game, announce the winner.

ASK: How do you think Ezekiel felt when this happened to him?

ASK: If this had happened to you, how would you have responded? Why?

SAY: Like Jeremiah last week, Ezekiel obeyed God call. For both of these men it wasn’t easy and their message was not always well received but they were faithful to give the words that the Lord put in their mouths. God had a special call for each of these men and God’s got a call for you too.

Leader: God’s Got a Call....Students: For us all!

KEY: Just remember, God will always give you everything you need to do everything He has called you to do. This is the reason that you don’t need to be afraid and you can faithfully follow God all the days of your life, no matter what.

KEY VERSE

SAY: The moment a person gives his life to Jesus, God saves that person. This means that God has forgiven their sins and adopted them into His family. Giving your life to Jesus is the greatest choice that anyone can make. If you have given your life to Jesus, then you have a salvation story to tell.

ASK: Would anyone, even if we’ve already heard it, like to share their salvation story with us?

SAY: The more you share your salvation testimony the more comfortable you will be sharing it. For this reason I want to encourage you to share your story as often as you can. And if you don’t

have a salvation story because you've never given your life to Christ, then please feel free to come talk with any of your leaders.

SAY: Each of the past two weeks we've given you a Bible verse but left blanks in it and let you try to guess or discover the missing words. This week we're not guessing words but letters. There is a key word that I want you to think about today and this word is an important part of our key verse as well.

Using the same teams you used during today's Bible story, play an "Ezekiel" version of hangman with your students. Use the pattern below for the picture (which, by the way, does NOT include gallows but Ezekiel and God on his throne). The word they are trying to discover is FULFILL. (NOTE: If they guess it quickly, play again using another word that is important in today's lesson.)

- The first time they guess wrong, draw a circle for Ezekiel's head.
- The second time they guess wrong, draw a circle for Ezekiel's body.
- The third time they guess wrong, draw a circle for Ezekiel's left arm.
- The fourth time they guess wrong, draw a circle for Ezekiel's right arm.
- The fifth time they guess wrong, draw a circle for Ezekiel's right leg.
- The sixth time they guess wrong, draw a circle for Ezekiel's left leg. (*Warning: The game is halfway over...they get six more guesses.*)
- The seventh time they guess wrong, draw the back of a chair (representing the throne) in the sky over Ezekiel.
- The eighth time they guess wrong, draw the seat of the chair.
- The ninth time they guess wrong, draw one leg of the chair.
- The tenth time they guess wrong, draw another leg of the chair.
- The eleventh time they guess wrong, draw a third leg of the chair.
- The twelfth time they guess wrong, draw the last leg of the chair.

*If your students get the answer right, go ahead and finish the drawing. Explain that Ezekiel had to be obedient and faithful to **fulfill** God's call. This is true for anyone. To fulfill God's plan for their lives, they will need to be obedient and faithful to God as well.*

SAY: God used Paul the Apostle to write our key verse last week, which told us to live a life worthy of the calling we had received in Christ. Paul wrote today's key verse in a letter to Timothy in 2 Timothy 4:5. This was the last letter Paul wrote before he was killed for his faith in Christ.

SAY: Here is today's key verse:

READ 2 Timothy 4:5—But you be sober in all things, suffer hardship, do the work of an evangelist, and fulfill your ministry.

SAY: I want you to help me break this verse down...

- What does it mean by "be sober in all things"? (Sober here means to calm and cool and steady—to keep your head on straight, to be alert and clear in your mind.)
- What does it mean by "suffer hardship"? (It means to endure bad situations and treatment that might come your way by following Christ.)
- What does it mean by "do the work of an evangelist"? (Evangelist means "messenger of good news." If you have given your life to Christ, then you have good news to share. This is a

call that Jesus gave to everyone in Acts 1:8 and elsewhere. Every believer is called to share his or her faith and to do the work of a good-news messenger.)

- What does it mean by “fulfill your ministry”? (Paul was specifically talking to Timothy about the ministry to which he was called. But you are called as well. Every Christian is a “minister” to live for Christ and share His truth.)

SAY: If you are saved, then according to the Bible you are a minister—or, as a verse two weeks ago said, you are a part of a royal priesthood. A “minister” isn’t just someone who works at a church. Everyone is called to minister to the people around them.

ASK: So, knowing this, what ministries do you have? In other words, in what ways do you get to help others and share with them God’s life and love?

SAY: Fulfill means to go all the way. Don’t quit. Don’t stop short. Keep going. Be obedient and be faithful, no matter what hardships might come your way. You, like Isaiah and Jeremiah and Ezekiel, have been called by God. He has similar calls for all of us to be holy and pure and so forth, but he also made each of you unique, special and one-of-a kind. By obeying God and being faithful to Him, you can fulfill your ministry, your call, the reason for which you were made.

CONTROL TOOL

Leader: God’s Got a Call....*Students:* For us all!

CHALLENGE TIME

REPORT: Last week I challenged you to find ways to live for Jesus. How did it go? What did you do?

CHALLENGE: This week I’m giving you our final challenge in this series but it’s not one you can come back and say, “I’m done! I did it.” You can share stories of what happens as you continue and we want to hear the stories of what God is doing in your lives but here is the challenge: Whatever God has called you to do and be...fulfill that calling. In other words, this is a challenge for the rest of your life. Live for Jesus and fulfill your purpose.

Dismiss to Small Groups

SAY: Right now it is time for our small groups, so I’m going to dismiss you one row at a time.

Dismiss rows of chairs to the tables in the rooms. Give them specific directions where to go.

SMALL GROUPS

Craft – Necklace or Bracelet Options

Lead your students in making either bracelets or necklaces. Give them a variety of objects with which to make these. Encourage them to make something unique—one of a kind, just like them. Take time to discuss with them any significance that they have given their craft. Ask what the items in their necklace or bracelet represent and how they can use their craft to be a good-news messenger to others.

Activity - Body Parts

Let each student find a partner. Tell them to decide which partner is going to be “Blue” and which is going to be “Red.” Send the “Blue” students to one wall; send the “Red” students to a

different wall. Ask everyone to point to their partner. He or she should be on the opposite side of the room. Call all the “Blue” students to make a circle in the middle of the room. Lead them to walk clockwise. Call all the “Red” students to make a larger circle around them. Lead them to walk counter-clockwise. When you call out two body parts, they will touch those body parts together as fast as they can without running each other over or hurting anyone. For example, if you called out “head to foot,” one of them would have to touch his head to his partner’s foot. If you say, “hip to hip,” they would have to put their hips together. If you say, “tongue to...just kidding! Let’s not do that one.” Then when you say, “Keep walking,” they rejoin their circle walking and watching for their partner, who is in the other circle walking the opposite direction. You can play this game in two ways: (1) Where no group is ever out. Instead, see which pair can be the first to get together the most often. Or, (2) give them a few practices and then the last group together each time is out of play. Keep playing until only one group is left. These are your winners.

Discussion

ASK: **Can your hand do the job of your knee?** (No, they were created for different purposes.)

ASK: **Can your nose be an eye?** (No, they were created for different purposes.)

ASK: **Does your ear not need your foot?** (Of course not, they are connected even though they were created for different purposes.)

SAY: God has created each of you for a different purpose and He has a different calling for each of you. God calls some people to be missionaries, pastors, children’s ministers and even minister’s wives, but there are many other callings too—God uses people as teachers and lawyers and farmers and mechanics and even as a President of the United States. But just because you have different callings, doesn’t mean you don’t need each other. The Bible says that those who know Christ make up His body and even though they may have different functions, they are all still part of the same body.

ASK: **If those who know Christ are compared to His body, who would be the head?** (Jesus would.) **Why?** (Because your body always listens to and obeys what your head tells it to *do*. *We should always listen to and obey Jesus.*)

Look up and discuss the following verses with your students:

Romans 12:4-8; 1 Corinthians 12:12-21; Ephesians 4:11; Colossians 1:18

KEY: God made each of you for a reason and that’s His special calling just for you. But you’ll miss out on it if you don’t follow Jesus every day.

Discussion Questions

Below are questions that you can discuss with your students before, after or while participating in today’s activity:

- What scares you?
- What was the last nightmare that you had?
- When was the last time you saw something scary on TV? What was it?
- What do you want to do when you’re scared?
- What does the Bible say to do when you’re scared? (See Psalm 56:3)

SAY: Throughout the Bible God told his faithful followers that He was with them, especially when He knew that they would face hard and trying situations.

ASK: How would knowing that God is with you help you the next time you're scared?

Prayer—Take prayer requests and pray with your students.